




# TRAVERTINE PREMIERO™



Premiero™ Bianco



Premiero™ Crema



Premiero™ Noce

Sourced in the Persian regions, Travertine Premiero™ offers a wide selection of consistent colours in a filled and honed tile. Opt for Premiero™ Bianco for a translucent pearly white with a high degree of colour homogeneity and almost no veining or the warmer beige tones of Premiero™ Crema. Premiero™ Noce, the darkest of the range, veers towards rich browns and stronger patterning.



CAPE TOWN 021 506 1300 | GAUTENG 011 704 6827  
KNYSNA 044 382 3632 | DURBAN 031 566 6562

[www.naturalstonewarehouse.com](http://www.naturalstonewarehouse.com)

# TRAVERTINE PREMIERO™

## SIZES

Enquire at any one of our showrooms for available sizes.

---

## RECOMMENDED APPLICATIONS

This product is suited for interior use on floors and walls. It can be used virtually anywhere in the house from kitchen or bathroom to lounge and dining area. It can also be used externally for walls. The filled and honed tiles can become slippery under extremely wet conditions and are not recommended for exterior use on floors. Instead we recommend tiles from the Rustico™ and Antico™ ranges.

As this is a natural product, one can expect slight variation between batches. Please arrange a product preview, either by photograph, or at one of our distribution centres in order to view the current stock.

---

## LAYING RECOMMENDATION

- A 2 -3mm joint between tiles - We do not recommend butt joining tiles
  - The use of white tile adhesive
  - Travertine Grout or grout colour to individual taste
  - No acid is to be used in the removing of grout/adhesive residue
  - Existing expansion joints are to be respected and not tiled over
  - Use expansion joints as prescribed by architect or specialized tiler
  - Tiles should be laid on a level and even screed which should have been cured for about one week before tiling
  - Naturally each piece is unique in veining and tonality therefore the onus rest with the installer to ensure blending is done correctly before laying the tiles to achieve your desired effect.
- 

## PRODUCT CARE AND MAINTENANCE

All natural stone tiles should be sealed to prevent staining. The laid tiles should be washed with Stone Shield Deep Clean which is a stone detergent. The tiler must ensure that no grout or adhesive is allowed to dry on the tile surface. After washing and rinsing the stone must be left to dry completely including grouting. As an anti-stain treatment we recommend the use of Stone Shield Marble, Granite and Travertine sealer. The product must be applied by professionals or under the strict instruction as indicated by the manufacturer. Sealers may cause enhancement of the natural colours of the stone depending on the stone type and the sealer used. Please speak to a consultant should you wish to have a demonstration of the finished product.

For everyday maintenance we recommend Stone Shield Daily Clean or a neutral Ph detergent. Do not use acid or alkaline detergents as repeated application will damage the sealer leaving the stone unprotected. Acidic product can also erode the filler.



Remember to ask us about your warranty options.

The colours shown on this spec sheet are as exact as photographic and printing processes as well as screen resolution allow. We recommend that all colours are chosen from actual product samples available on request.

Pioneers in the art of elegant living.